



**St James' Primary School
MUSWELLBROOK**


Skellatar Stock Route MUSWELLBROOK NSW 2333
P (02) 6543 3094 E admin@muswellbrook.catholic.edu.au ABN 79 469 343 054

KG


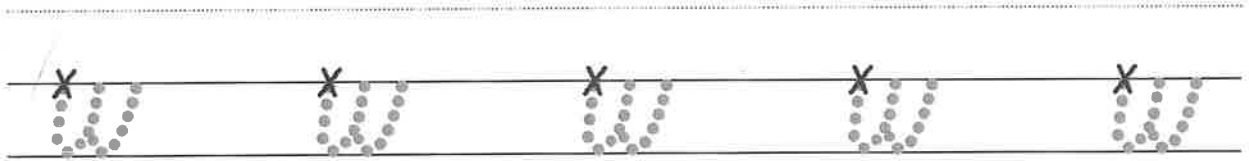

MRS SMITH

**LEARNING FROM
HOME**

**MONDAY 16 AUGUST
TO
THURSDAY 19 AUGUST**




Wally Worm


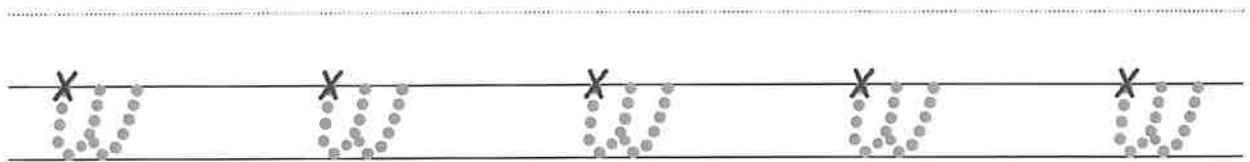


Let's practise!

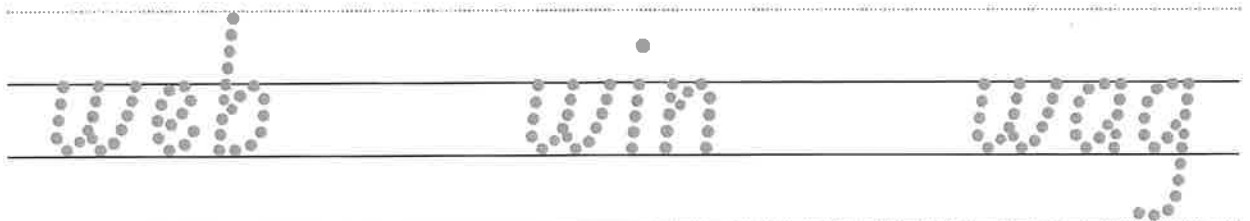




Wally Worm



Let's practise!





NATURE PLAY BINGO!

Go on a nature walk with your pencil at the ready!
Tick off as many of these 16 things as you can.
Can you complete your whole bingo card in one go?



CAN YOU FIND SOMETHING...

soft?

yellow?

rough?

slimy?

living?

smelly?

wet?

your height?

fuzzy?

red?

noisy?

crushable?


bouyant?

creepy
crawly?


that
flies?

(your choice!)


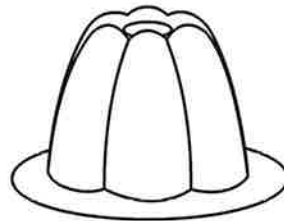
.....?



w



j



Draw 

w

Draw 

j

Materials: Coloured pencils



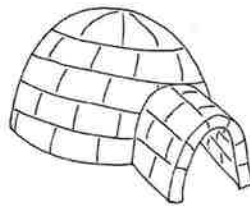

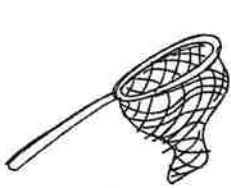
Instructions: Use a coloured pencil to join the letter 'w' to the pictures that start with the /w/ sound.

Use a different coloured pencil to join the letter 'j' to the pictures that start with the /j/ sound. Colour the pictures.

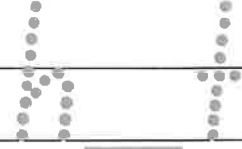


Draw one thing you can think of that starts with /w/.


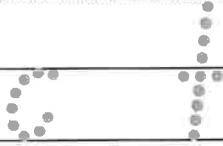
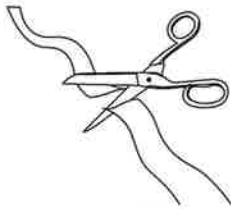
Draw one thing you can think of that starts with /j/.

D	•-----• •-----• •-----• •-----• •-----•	i
T		n
R		d
W		r
N		w



--	--	--	--	--


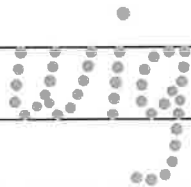





Draw 


Draw 

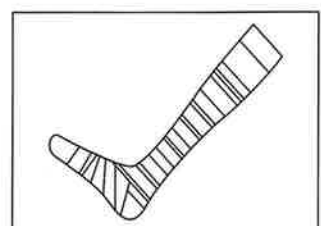
Draw 



uck	ock	ick	eck
-----	-----	-----	-----













Materials: Pencil, coloured pencils
Instructions: Complete each word using 'uck', 'ock', 'ick' or 'eck'. Colour the pictures and read the words to a partner.
































Name: _____

Cut ✂ Paste 📎 and Trace ✎

_ ck 	_ t 


Materials: Glue, scissors, pencil, one set of pictures for each child

Instructions: Cut out the pictures from the Template. Glue the pictures under their correct end sound (/k/ or /t/). Trace the letters on the last line and say the sound.


				
				
				
				
				
				
				

Pope Francis' Five Finger Prayer


In the ovals, write the names and draw a picture of the people/person you will pray for with each finger.




2. Parents and Teachers





1. Family and Friends





3. Leaders



4. Sick and Weak



5. Yourself




Let's practise!



ck







Let's practise!



ck



went	witch's	to
The	park.	the
children		

went	witch's	to
The	park.	the
children		

went	witch's	to
The	park.	the
children		