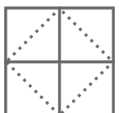




✂ cut along edge of game

### How to fold



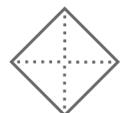
Cut the game out and place face down.



Fold all corners to the centre.



You now have a square.



Turn the square over.



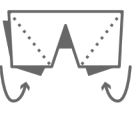
Fold corners to the centre to make a small square.



Like this.



Crease the paper lengthwise and then widthwise.



Insert fingers



Start playing!

### How to play

Take our active challenge  
tip: Go head to head with a friend for even more fun.